



**You
CAN
Make a
Difference**




HOLY CHILDHOOD ASSOCIATION
A PONTIFICAL MISSION SOCIETY



<http://www.worldmissions-catholicchurch.org/hca>

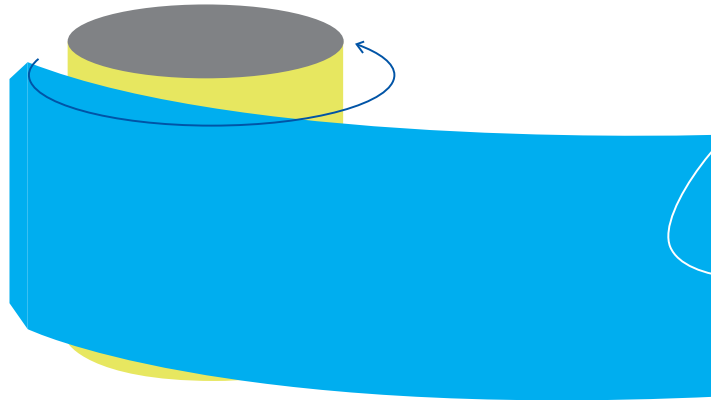
InStRuCTIoNs

4 easy steps.



1.

Use an empty 8 ounce coffee can.



2.

Create your artwork using the supplied templates and Polly Parrot art. Then wrap the artwork around your can.



3.

Ask your Parent or teacher to help you cut a coin slot in the can lid.



4.


Save your money for HCA to help missionaries bring the "Good News" of Jesus to kids around the world!





Front:

Cut out the front panel below, then cut out the back panel on the next page.






Back:

After you've cut out the front and back panels, glue or tape the two pieces together as shown in fig. 1 below.

fig. 1





Fun!

Now use the characters and items below to decorate your can - your way. Use crayons or markers to color them, then cut the shapes out and glue them to your can label.

